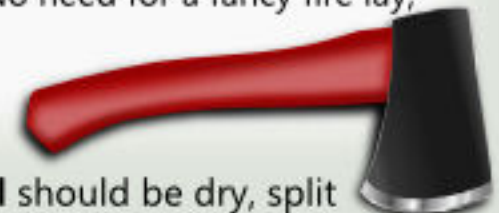


# HOW TO BUILD A CAMPFIRE

**GATHER** tinder, kindling and fuel together in the sizes and quantities shown *before any matches are struck*. Sizes and quantities are just a 'rule of thumb' - get close to the descriptions and you'll do fine. Don't make any of it too short or too big around.

**BUILD** the fire by adding kindling wood to the burning tinder and then adding fuel to the fire as it grows.. No need for a fancy fire lay, build it as you go.



**Tinder** from *dead* twigs found on the lower branches of trees and shrubs that snaps off easily when bent. No green wood!

**Kindling** should be dry, don't gather wet wood from the forest floor. Look for branches that are dead and down, not on the tree.

**Fuel** should be dry, split larger wood if possible and have a good sized stack on hand before you light the fire.

## TINDER



Around the size of a pencil lead.



No shorter than your outstretched hand



Enough to fill a circle made with your hands

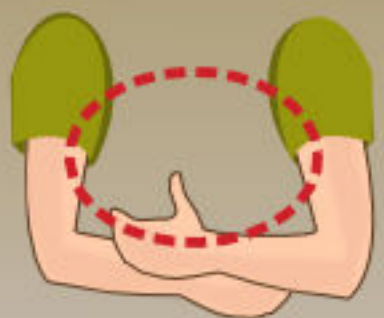
## KINDLING



No thicker than your thumb.



About as long as your elbow to your fingertips

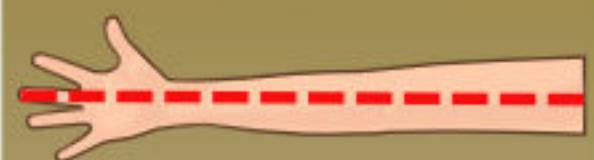


Enough for a generous armload

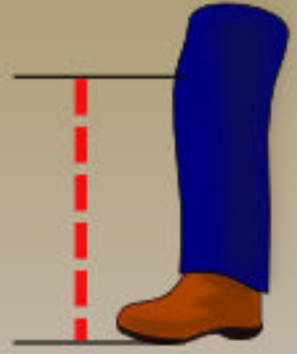
## FUEL



About as thick as your wrist



About as long as your arm



A stack about as high as your knee



**1** Bend the tinder in half and light the center.

**2** Add kindling, keep piling it on loosely, give the fire plenty of kindling to keep growing.

**3** As the kindling begins to burn begin adding fuel.

